

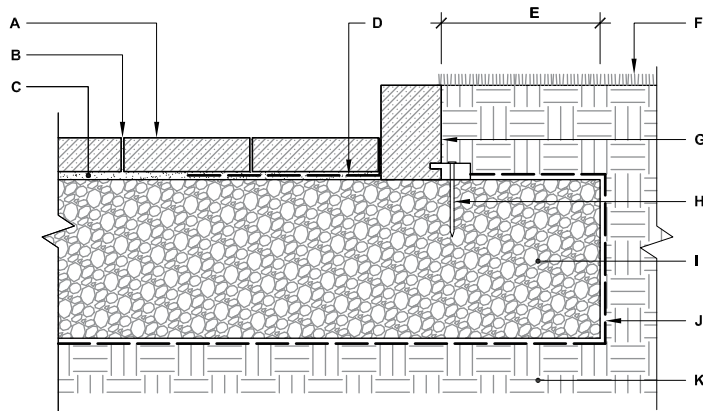
EDGES

EDGES & BORDERS



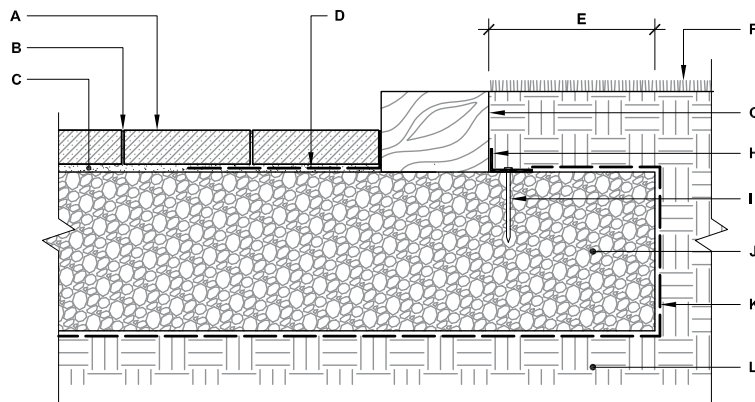
INSTALLATION GUIDE

INTERLOCKING CONCRETE PAVEMENT



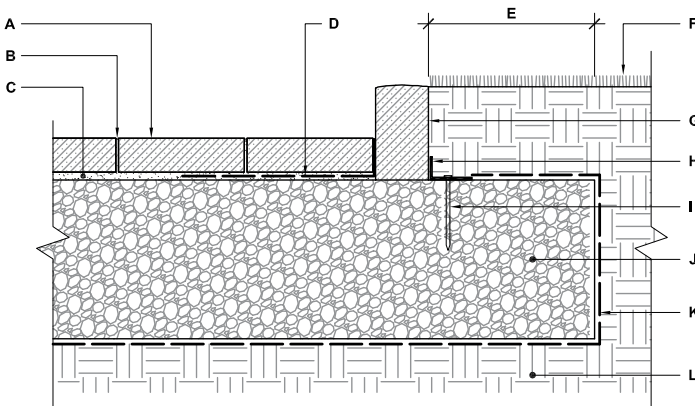
TYPICAL PAVER CROSS SECTION WITH AVIGNON EDGE

- A. TECHO-BLOC PRECAST CONCRETE PAVER
2 3/8" (60 mm) THICK MIN.
- B. FLEXLOCK POLYMERIC SAND JOINT
- C. SAND SETTING BED (CONCRETE SAND)
1" (25 mm)
- D. GEOTEXTILE 12" (300 mm) WIDE
- E. EXTRA WIDTH EQUAL TO FOUNDATION
THICKNESS
- F. LAWN
- G. TECHO-BLOC AVIGNON EDGE
- H. NAIL
- I. COMPACTED GRANULAR BASE
0-3/4" (0-20 mm)
- J. GEOTEXTILE
- K. SUBGRADE



TYPICAL PAVER CROSS SECTION WITH BOREALIS EDGE

- A. TECHO-BLOC PRECAST CONCRETE PAVER
2 3/8" (60 mm) THICK MIN.
- B. FLEXLOCK POLYMERIC SAND JOINT
- C. SAND SETTING BED (CONCRETE SAND)
1" (25 mm)
- D. GEOTEXTILE 12" (300 mm) WIDE
- E. EXTRA WIDTH EQUAL TO FOUNDATION
THICKNESS
- F. LAWN
- G. TECHO-BLOC BOREALIS EDGE
- H. PLASTIC EDGE
- I. NAIL
- J. COMPACTED GRANULAR BASE
0-3/4" (0-20 mm)
- K. GEOTEXTILE
- L. SUBGRADE

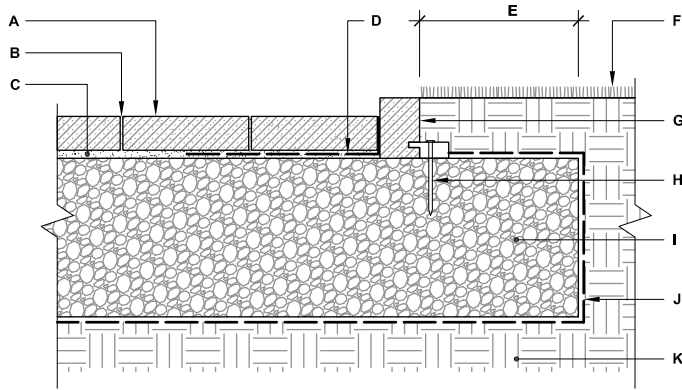


TYPICAL PAVER CROSS SECTION WITH BRANDON EDGE

- A. TECHO-BLOC PRECAST CONCRETE PAVER
2 3/8" (60 mm) THICK MIN.
- B. FLEXLOCK POLYMERIC SAND JOINT
- C. SAND SETTING BED (CONCRETE SAND)
1" (25 mm)
- D. GEOTEXTILE 12" (300 mm) WIDE
- E. EXTRA WIDTH EQUAL TO FOUNDATION
THICKNESS
- F. LAWN
- G. TECHO-BLOC BRANDON EDGE
- H. PLASTIC EDGE
- I. NAIL
- J. COMPACTED GRANULAR BASE
0-3/4" (0-20 mm)
- K. GEOTEXTILE
- L. SUBGRADE

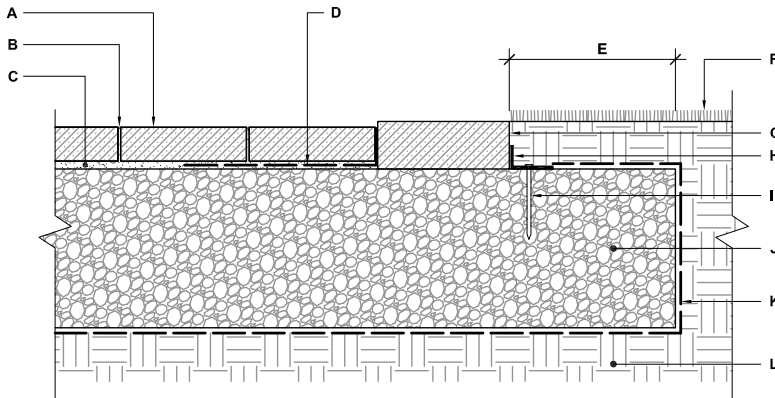
INSTALLATION GUIDE

INTERLOCKING CONCRETE PAVEMENT



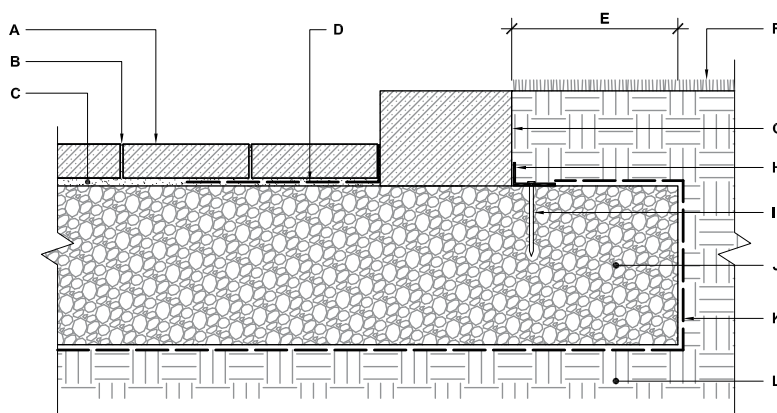
TYPICAL PAVER CROSS SECTION WITH PIETRA EDGE

- A.** TECHO-BLOC PRECAST CONCRETE PAVER
2 3/8" (60 mm) THICK MIN.
- B.** FLEXLOCK POLYMERIC SAND JOINT
- C.** SAND SETTING BED (CONCRETE SAND)
1" (25 mm)
- D.** GEOTEXTILE 12" (300 mm) WIDE
- E.** EXTRA WIDTH EQUAL TO FOUNDATION
THICKNESS
- F.** LAWN
- G.** TECHO-BLOC PIETRA EDGE
- H.** NAIL
- I.** COMPACTED GRANULAR BASE
0-3/4" (0-20 mm)
- J.** GEOTEXTILE
- K.** SUBGRADE



TYPICAL PAVER CROSS SECTION WITH RAFFINATO 90 mm EDGE

- A.** TECHO-BLOC PRECAST CONCRETE PAVER
2 3/8" (60 mm) THICK MIN.
- B.** FLEXLOCK POLYMERIC SAND JOINT
- C.** SAND SETTING BED (CONCRETE SAND)
1" (25 mm)
- D.** GEOTEXTILE 12" (300 mm) WIDE
- E.** EXTRA WIDTH EQUAL TO FOUNDATION
THICKNESS
- F.** LAWN
- G.** TECHO-BLOC RAFFINATO 90 mm EDGE
- H.** PLASTIC EDGE
- I.** NAIL
- J.** COMPACTED GRANULAR BASE
0-3/4" (0-20 mm)
- K.** GEOTEXTILE
- L.** SUBGRADE

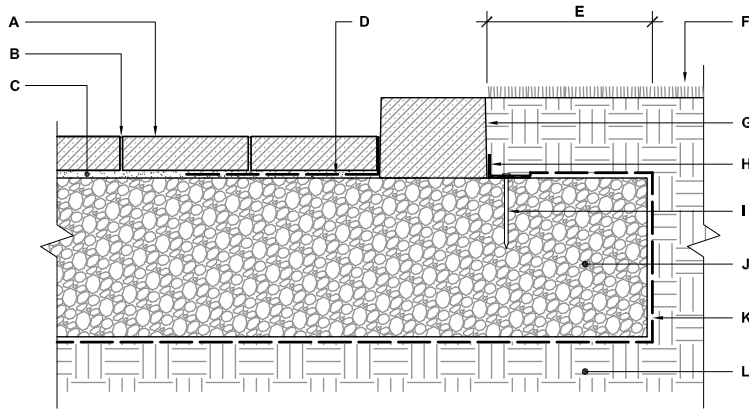


TYPICAL PAVER CROSS SECTION WITH RAFFINATO 180 mm EDGE

- A.** TECHO-BLOC PRECAST CONCRETE PAVER
2 3/8" (60 mm) THICK MIN.
- B.** FLEXLOCK POLYMERIC SAND JOINT
- C.** SAND SETTING BED (CONCRETE SAND)
1" (25 mm)
- D.** GEOTEXTILE 12" (300 mm) WIDE
- E.** EXTRA WIDTH EQUAL TO FOUNDATION
THICKNESS
- F.** LAWN
- G.** TECHO-BLOC RAFFINATO 180 mm EDGE
- H.** PLASTIC EDGE
- I.** NAIL
- J.** COMPACTED GRANULAR BASE
0-3/4" (0-20 mm)
- K.** GEOTEXTILE
- L.** SUBGRADE

INSTALLATION GUIDE

INTERLOCKING CONCRETE PAVEMENT



- A.** TECO-BLOC PRECAST CONCRETE PAVER
2 3/8" (60 mm) THICK MIN.
- B.** FLEXLOCK POLYMERIC SAND JOINT
- C.** SAND SETTING BED (CONCRETE SAND)
1" (25 mm)
- D.** GEOTEXTILE 12" (300 mm) WIDE
- E.** EXTRA WIDTH EQUAL TO FOUNDATION
THICKNESS
- F.** LAWN
- G.** TECO-BLOC RÖCKA EDGE
- H.** PLASTIC EDGE
- I.** NAIL
- J.** COMPACTED GRANULAR BASE
0-3/4" (0-20 mm)
- K.** GEOTEXTILE
- L.** SUBGRADE



TYPICAL PAVER CROSS SECTION WITH RÖCKA EDGE