




MANCHESTER

DESCRIPTION: Wall **TEXTURE:** Smooth and Aged

PALLET OVERVIEW



COMPATIBLE CAPS

See page 100 for product compatibility.

NOTES


See page 96 to 116 for more technical information.

Specifications per pallet	Imperial	Metric
	90 units	90 units
Cubing	29.10 ft ²	2.70 m ²
	88.58 lin. ft	27 lin. m
Approx. Weight	2 760 lbs	1 252 kg
Number of rows	6	
Coverage per row	4.84 ft ²	0.45 m ²
Linear coverage per row	14.76 lin. ft	4.5 lin. m



Unit dimensions	in	mm	Units /pallet
Height	3 ¹⁵ / ₁₆	100	90 units
Depth	7 ⁷ / ₈	200	
Length	11 ¹³ / ₁₆	300	

01 | Linear pattern



Patterns are for design inspiration only. The installer is responsible to calculate & purchase the correct amount of material.

Visit our website for more patterns.

sandlewood



shale grey

champlain grey

chestnut brown

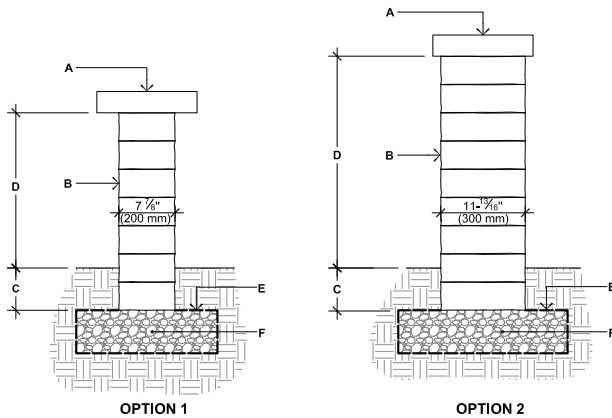
chocolate brown

onyx black



INSTALLATION GUIDE

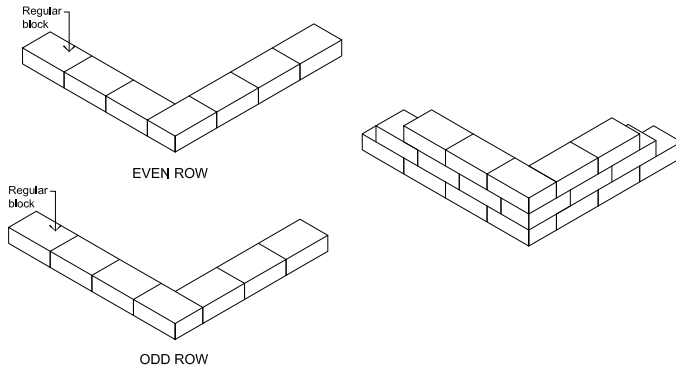
FREESTANDING WALLS - MANCHESTER



MANCHESTER

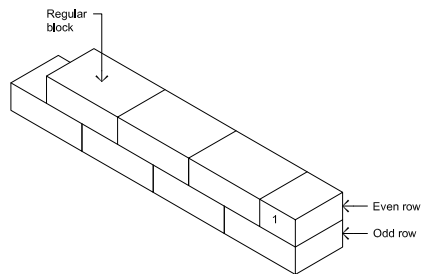
- A. TECO-BLOC CAP UNIT SECURED TO UNIT BELOW WITH CONCRETE ADHESIVE
- B. MANCHESTER DOUBLE-SIDED WALL UNITS SECURE EACH ROW WITH CONCRETE ADHESIVE
- C. EMBEDMENT DEPTH, 6" (150 mm) MIN.
- D. 21 9/16" (550 mm) MAX. FOR BLOCK DEPTH OF 7 7/8" (200 mm)
- D. 29 7/16" (750 mm) MAX. FOR BLOCK DEPTH OF 11 13/16" (300 mm)
- E. GEOTEXTILE
- F. COMPACTED GRANULAR LEVELING PAD, 6" (150 mm) THICK MIN. THICKNESS ACCORDING TO PROJECT SPECIFIC CONDITIONS

90° CORNER OF A DOUBLE-SIDED WALL



1. Alternate odd and even rows.
2. Stagger joints from one row to the next.
3. Glue all modules at each row with a concrete adhesive.

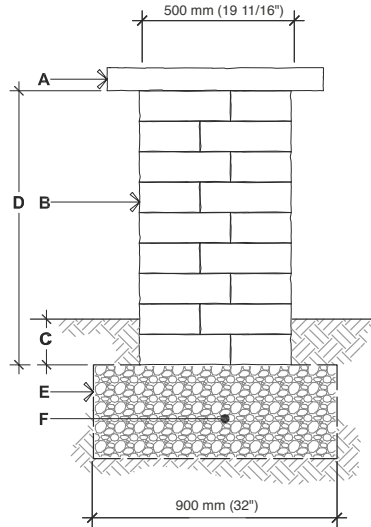
DOUBLE-SIDED WALL - END OF A STRAIGHT WALL



1. Alternate odd and even rows.
2. Stagger joints from one row to the next.
3. Glue all modules at each row with a concrete adhesive.

INSTALLATION GUIDE

PILLARS - MANCHESTER



MANCHESTER PILLAR

- A. PILLAR CAP UNIT
(SECURE WITH CONCRETE ADHESIVE)
- B. MANCHESTER UNIT SECURE EACH ROW
WITH CONCRETE ADHESIVE
- C. EMBEDMENT 6" (150 mm) MIN.
- D. 35 7/16" (900 mm), HEIGHT PER PALLET
47 1/4" (1200 mm), MAXIMUM HEIGHT
- E. GEOTEXTILE
- F. COMPACTED GRANULAR BASE 150 mm (6")
THICK MIN. THICKNESS ACCORDING TO
PROJECT SPECIFIC CONDITIONS

For all possible combinations of walls and caps, please refer to the correspondence table on 100.