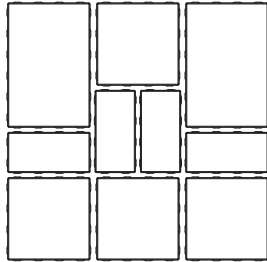




BLU 45 mm

DESCRIPTION: Concrete Overlay System **TEXTURE:** Slate

PALLET OVERVIEW



NOTES

Blu 45 mm should only be used to overlay existing concrete patios.

NOTES

Techo-Bloc always recommends gluing the caps with concrete adhesive to ensure stability and safety.

See page 245 for more technical information.

For joint filling surface coverage, see page 37.


| Specifications per pallet | Imperial | Metric |
|---------------------------|------------------------------|--------------------------|
| Cubing | 127.44 ft² | 11.84 m ² |
| Approx. Weight | 2 631 lbs | 1 193 kg |
| Number of rows | 12 | |
| Coverage per row | 10.62 ft ² /row | 0.99 m ² /row |

| Unit dimensions | in | | mm | | Units/pallet |
|-----------------|--------|-------|--------|-------|--------------|
| | Height | Depth | Height | Depth | |
| A | 1 ¾ | 13 | 45 | 330 | 48 units |

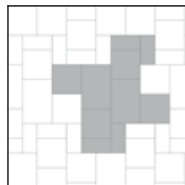
| | | | | | |
|---|-----|----|----|-----|----------|
| B | 1 ¾ | 13 | 45 | 330 | 48 units |
|---|-----|----|----|-----|----------|

| | | | | | |
|---|-----|------|----|-----|----------|
| C | 1 ¾ | 19 ½ | 45 | 495 | 24 units |
|---|-----|------|----|-----|----------|

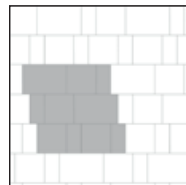
01 | Linear pattern



02 | Linear pattern



03 | Modular pattern



Patterns are for design inspiration only. The installer is responsible to calculate & purchase the correct amount of material.

Chestnut Brown



Sandlewood



Champlain Grey



Shale Grey

