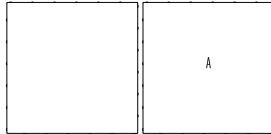




# FLORA SLAB

**DESCRIPTION:** Slab **TEXTURE:** HD<sup>2</sup> Smooth

## PALLET OVERVIEW



**EXPANDING DESIGN HORIZONS WITH LIVEABLE ROOFTOPS.**

**COOL ROOF**

High Solar Reflectivity

**LENGTHENS ROOF LIFE SPAN**

Protects the waterproofing membrane from UV rays and accidental perforations.

**EASY ACCESS FOR MAINTENANCE**

When installed on pedestals, INDUSTRIA slab can be moved for roof system maintenance.

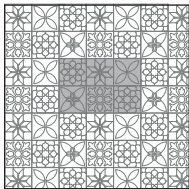
## NOTES

See page 31 to 33 for more technical information.

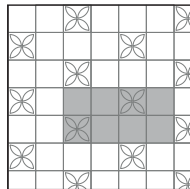
See page 25 for more information about applications.

Allowable load Capacity of slab on pedestal set (including a safety factor of 2): 1441 lb (653 kg)

01 | All 6 Flora Pattern




02 | 75% 600x600 / 25% Flora



Patterns are for design inspiration only. The installer is responsible to calculate & purchase the correct amount of material.

Specifications per pallet		Imperial	Metric
HD <sup>2</sup> Smooth	Cubing	<b>85.25 ft<sup>2</sup></b>	7.92 m <sup>2</sup>
	Approx. Weight	2 432 lbs	1 103 kg
	Number of rows	11	
	Coverage per row	7.75 ft <sup>2</sup>	0.72 m <sup>2</sup>
Linear coverage per row	Depth	3.94 lin. ft	1.20 lin. m
	Length	3.94 lin. ft	1.20 lin. m



Unit dimensions	in	mm	Units/pallet
Height	2 3/8	60	22 units
Width	23 5/8	600	
Length	23 5/8	600	

## Patterns

