







## BLU 45 mm

**DESCRIPTION:** Concrete Overlay System **TEXTURE:** Smooth

Specifications per pallet		Imperial	Metric
<b>A</b>		Product dimension (L×D×H) <b>A</b> 6 ½ × 13 × 1 ¾	165 × 330 × 45
		Product dimension (L×D×H) <b>B</b> 13 × 13 × 1 ¾	330 × 330 × 45
		Product dimension (L×D×H) <b>C</b> 19 ½ × 13 × 1 ¾	495 × 330 × 45
	48 units / pallet		
<b>B</b>		Cubing 127.44 ft <sup>2</sup>	11.84 m <sup>2</sup>
	48 units / pallet	Approx. Weight 2 631 lbs	1 193 kg
<b>C</b>		Number of rows 12	
	24 units / pallet	Coverage per row 10.62 ft <sup>2</sup>	0.99 m <sup>2</sup>

### Pallet Overview

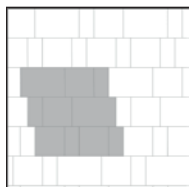
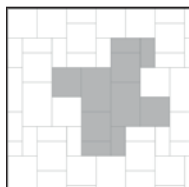
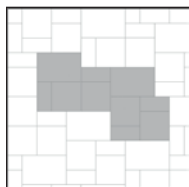


### Laying Patterns Options

01 | Linear

02 | Linear


03 | Modular



Patterns are for design inspiration only. The installer is responsible to calculate & purchase the correct amount of material.

Chestnut Brown

Smooth




Champlain Grey

Smooth



Beige Cream

Smooth



Grayed Nickel

Smooth




Shale Grey

Smooth



Onyx Black

Smooth



### NOTES

See page 6 for icons description.

Blu 45 mm should only be used to overlay existing concrete patios.

**Techo-Bloc always recommends gluing the caps with concrete adhesive to ensure stability and safety.**

See page 248 for more technical information.

For joint filling surface coverage, see page 36.

Please note that for barefoot walking areas (e.g. pool deck) dark-colored paving units could get very hot under the sun.