





BRANDON

DESCRIPTION: Cap TEXTURE: Slate

Pallet Overview




Specifications per pallet



18 units / pallet

	Imperial	Metric
Product dimension (L x W x H)	16 x 14 x 3 5/16	406 x 356 x 90
Cubing	24 lin. ft	7.32 lin. m
Approx. Weight	1 213 lbs	550 kg
Linear coverage per row	24 lin. ft	7.32 lin. m
	1 lin. ft = .75 units	1 lin. m = 2.46 units




Slate

Chestnut Brown



Slate

Champlain Grey



Slate

Café Crema



Slate

Shale Grey



Slate

Onyx Black

NOTES

See page 6 for icons description.

COMPATIBLE WALLS

See page 242 for product compatibility.