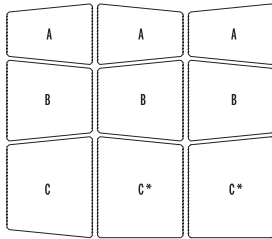




ARCHITECTURAL

DESCRIPTION: Cap Double-Sided **TEXTURE:** Split Face

PALLET OVERVIEW



COMPATIBLE WALLS






See page 243 for product compatibility.

NOTES


The **C*** unit can be used as left and right corner units. It can also be used as a regular unit.

Techo-Bloc always recommends gluing the caps with concrete adhesive to ensure stability and safety.

Specifications per pallet	Imperial	Metric
Cubing	66 lin. ft	20.12 lin. m
Approx. Weight	2 390 lbs	1 084 kg
Number of rows	8	
Linear coverage per row	8.25 lin. ft	2.51 lin. m

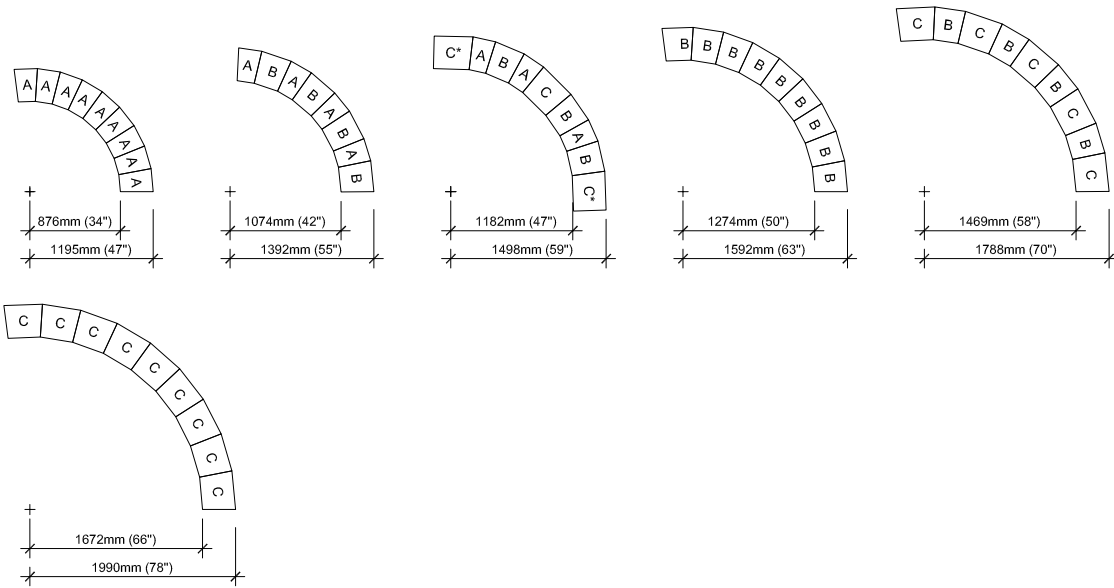
	Unit dimensions	in	mm	Units/pallet
 A	Height	2 15/16	75	24 units
	Depth	12 1/2	317	
	Length 1	8 7/8	225	
	Length 2	6 1/2	165	
B	Height	2 15/16	75	24 units
	Depth	12 1/2	317	
	Length 1	11 13/16	300	
	Length 2	9 7/16	240	
C	Height	2 15/16	75	8 units
	Depth	12 1/2	317	
	Length 1	14 3/4	375	
	Length 2	12 3/8	315	
C*	Height	2 15/16	75	16 units
	Depth	12 1/2	317	
	Length 1	14 3/4	375	
	Length 2	13 7/16	345	

Chocolate Brown Chestnut Brown Sandlewood Champlain Grey Shale Grey Onyx Black



INSTALLATION GUIDE

CAP RADIUS - ARCHITECTURAL



It is the user's responsibility to verify for the quantity of materials required.