




BRANDON

DESCRIPTION: Edge TEXTURE: Slate

PALLET OVERVIEW



NOTES

See 239 for more technical information.

Specifications per pallet	Imperial	Metric
Cubing	140.75 lin. ft	42.90 lin. m
Approx. Weight	3 901 lbs	1 769 kg
Number of rows	4	
Linear coverage per row	35.19 lin. ft	10.73 lin. m

Unit dimensions	in		mm		Units/pallet
	in	mm	in	mm	
 A	Height	7 ¹ / ₁₆	180		44 units
	Depth	3 ¹⁵ / ₁₆	100		
	Length	8 ⁷ / ₈	225		


 B	Height	7 ¹ / ₁₆	180	44 units
	Depth	3 ¹⁵ / ₁₆	100	
	Length	12 ¹³ / ₁₆	325	

 C	Height	7 ¹ / ₁₆	180	44 units
	Depth	3 ¹⁵ / ₁₆	100	
	Length	16 ³ / ₄	425	

sandlewood




shale grey



champlain grey



onyx black



chestnut brown



chocolate brown

