




BRANDON

DESCRIPTION: Edge TEXTURE: Slate

PALLET OVERVIEW



NOTES

See 239 for more technical information.

Specifications per pallet	Imperial	Metric
Cubing	140.75 lin. ft	42.90 lin. m
Approx. Weight	3 901 lbs	1 769 kg
Number of rows	4	
Linear coverage per row	35.19 lin. ft	10.73 lin. m



A

Unit dimensions	in	mm	Units/pallet
Height	7 ¹ / ₁₆	180	44 units
Depth	3 ¹⁵ / ₁₆	100	
Length	8 ⁷ / ₈	225	



B



Height	7 ¹ / ₁₆	180	44 units
Depth	3 ¹⁵ / ₁₆	100	
Length	12 ¹³ / ₁₆	325	

C




Height	7 ¹ / ₁₆	180	44 units
Depth	3 ¹⁵ / ₁₆	100	
Length	16 ³ / ₄	425	


sandlewood



shale grey




champlain grey



onyx black



chestnut brown



chocolate brown

