




INCA

DESCRIPTION: Slab TEXTURE: HD² Slate

PALLET OVERVIEW









NOTES

Palletized upright.


* For an authentic look, each color option is composed of a variety of darker & lighter tones. Natural ingredients such as granite are present within the recipe to allow for a range in tones, veining and textures from one stone to another.

See page 16 to 19 for more technical information.

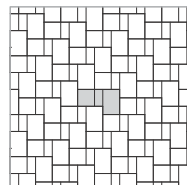
Specifications per pallet	Imperial	Metric
Cubing	66.50 ft ²	6.18 m ²
Approx. Weight	1 640 lbs	744 kg
Number of rows	1	
Coverage per unit	A 0.78 ft ²	0.07 m ²
	B 1.56 ft ²	0.14 m ²
	C 2.34 ft ²	0.22 m ²
Linear coverage per row	52.5 lin. ft	16 lin. m

	Unit dimensions	in	mm	Units /pallet	
	A	Height	2	51	14 units
		Width	15	381	
		Length	7 1/2	191	
	B	Height	2	51	14 units
		Width	15	381	
		Length	15	381	
	C	Height	2	51	14 units
		Width	15	381	
		Length	22 1/2	572	

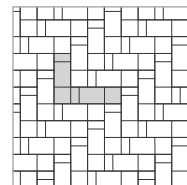
01 | Modular pattern




02 | Modified Herringbone pattern



03 | Modified Herringbone pattern



04 | Linear pattern



Patterns are for design inspiration only. The installer is responsible to calculate & purchase the correct amount of material.

