




LINEA LARGE RECTANGLES

DESCRIPTION: Paver TEXTURE: Smooth







PALLET OVERVIEW




NOTES

See page 44 to 47 for more technical information.

Specifications per pallet	Imperial	Metric
Cubing	77.14 ft ²	7.17 m ²
Approx. Weight	3 631 lbs	1 647 kg
Number of rows	7	
Coverage per row	11.02 ft ²	1.02 m ²
Linear coverage per row	22.40 lin. ft	6.83 lin. m


	Unit dimensions	in	mm	Units/pallet
	Height	3 ¹⁵ / ₁₆	100	49 units
	Width	5 ⁷ / ₈	150	
	Length	8 ⁷ / ₈	225	
	Height	3 ¹⁵ / ₁₆	100	49 units
	Width	5 ⁷ / ₈	150	
	Length	12 ¹³ / ₁₆	325	
	Height	3 ¹⁵ / ₁₆	100	49 units
	Width	5 ⁷ / ₈	150	
	Length	16 ³ / ₄	425	

01 | Linear pattern



02 | Linear pattern

48% small rectangles |
52% large rectangles



Patterns are for design inspiration only. The installer is responsible to calculate & purchase the correct amount of material.






LINEA SMALL RECTANGLES

DESCRIPTION: Paver TEXTURE: Smooth

PALLET OVERVIEW



NOTES

See page 44 to 47 for more technical information.


Specifications per pallet	Imperial	Metric
Cubing	80.81 ft ²	7.51 m ²
Approx. Weight	3 730 lbs	1 692 kg
Number of rows	7	
Coverage per row	11.54 ft ²	1.07 m ²
Linear coverage per row	35.25 lin. ft	10.74 lin. m

Unit dimensions	in	mm	Units/pallet
Height	3 ¹⁵ / ₁₆	100	77 units
Width	3 ¹⁵ / ₁₆	100	
Length	8 ⁷ / ₈	225	

Height	3 ¹⁵ / ₁₆	100	77 units
Width	3 ¹⁵ / ₁₆	100	
Length	12 ¹³ / ₁₆	325	


Height	3 ¹⁵ / ₁₆	100	77 units
Width	3 ¹⁵ / ₁₆	100	
Length	16 ³ / ₄	425	

01 | Linear pattern



02 | Linear pattern

48% small rectangles |
52% large rectangles



Patterns are for design inspiration only. The installer is responsible to calculate & purchase the correct amount of material.

