




# PACIFIC

**DESCRIPTION:** Concrete Overlay System **TEXTURE:** Smooth

## PALLET OVERVIEW



Residential

## NOTES

Pacific should only be used to overlay existing concrete patios.

## NOTES

**Techo-Bloc always recommends gluing the caps with concrete adhesive to ensure stability and safety.**

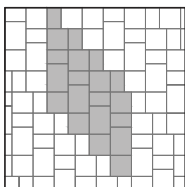
See page 248 for more technical information.

For joint filling surface coverage, see page 33.

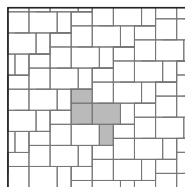
Specifications per pallet	Imperial	Metric
Cubing	<b>173.60 ft<sup>2</sup></b>	16.13 m <sup>2</sup>
Approx. Weight	2 415 lbs	1 095 kg
Number of rows	15	
Coverage per row	11.57 ft <sup>2</sup> /row	1.08 m <sup>2</sup> /row

	Unit dimensions	in	mm	Units/pallet
<b>A</b>	Height	1 $\frac{3}{16}$	30	120 units
	Depth	6 $\frac{5}{16}$	160	
	Length	9 $\frac{7}{16}$	240	
<b>B</b>	Height	1 $\frac{3}{16}$	30	120 units
	Depth	9 $\frac{7}{16}$	240	
	Length	9 $\frac{7}{16}$	240	
<b>C</b>	Height	1 $\frac{3}{16}$	30	60 units
	Depth	9 $\frac{7}{16}$	240	
	Length	12 $\frac{5}{8}$	320	

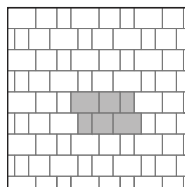
01 | Modular pattern



02 | Modular pattern



03 | Linear pattern



Patterns are for design inspiration only. The installer is responsible to calculate & purchase the correct amount of material.

Chestnut Brown



Champlain Grey



Shale Grey

