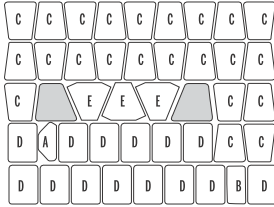




# PARISIEN CIRCLE

DESCRIPTION: Paver TEXTURE: Smooth and Beveled

## PALLET OVERVIEW



## NOTES

One pallet creates one full or two half-circles.

See page 44 to 47 for more technical information.

Specifications per pallet		Imperial	Metric
CIRCLE	Cubing	50.70 ft <sup>2</sup>	4.70 m <sup>2</sup>
	Approx. Weight	1 534 lbs	696 kg
	Number of rows	6	
	Coverage per row	8.45 ft <sup>2</sup>	0.79 m <sup>2</sup>
	Circle diameter	7' 11"	2.41 m

	Unit dimensions	in	mm	Units/pallet
<b>A</b> HALF OCTAGON	 	Height Width Length	2 <sup>3</sup> / <sub>8</sub> Variable Variable	6 units
<b>B</b> SMALL RECTANGLE		Height Width Length	2 <sup>3</sup> / <sub>8</sub> Variable Variable	6 units
<b>C</b> SMALL RADIUS		Height Width Length	2 <sup>3</sup> / <sub>8</sub> Variable Variable	138 units
<b>D</b> RECTANGLE		Height Width Length	2 <sup>3</sup> / <sub>8</sub> Variable Variable	84 units
<b>E</b> RADIUS		Height Width Length	2 <sup>3</sup> / <sub>8</sub> Variable Variable	18 units

sandlewood

shale grey

champlain grey

chestnut brown







# PARISIEN SQUARE AND RECTANGLE

DESCRIPTION: Paver TEXTURE: Smooth and Beveled

## PALLET OVERVIEW - SQUARE



## PALLET OVERVIEW - RECTANGLE



## NOTES

See page 44 to 47 for more technical information

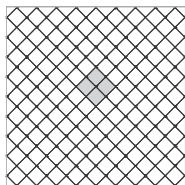
Specifications per pallet		Imperial	Metric
SQUARE	Cubing	<b>124.20 ft<sup>2</sup></b>	11.54 m <sup>2</sup>
	Approx. Weight	3 526 lbs	1 599 kg
	Number of rows	11	
	Coverage per row	11.29 ft <sup>2</sup>	1.05 m <sup>2</sup>
	Linear coverage per row	21.88 lin. ft	6.67 lin. m

Unit dimensions		in	mm	Units /pallet
	Height	2 <sup>3</sup> / <sub>8</sub>	60	462 units
	Width	6 <sup>1</sup> / <sub>4</sub>	158	
	Length	6 <sup>1</sup> / <sub>4</sub>	158	

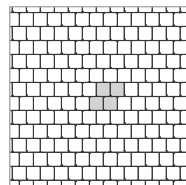
Specifications per pallet		Imperial	Metric
RECTANGLE	Cubing	<b>134.20 ft<sup>2</sup></b>	12.47 m <sup>2</sup>
	Approx. Weight	3 824 lbs	1 735 kg
	Number of rows	11	
	Coverage per row	12.20 ft <sup>2</sup>	1.13 m <sup>2</sup>
	Linear coverage/row	Depth 15.60 lin. ft Length 23.45 lin. ft	4.75 lin. m 7.15 lin. m

Unit dimensions		in	mm	Units /pallet
	Height	2 <sup>3</sup> / <sub>8</sub>	60	330 units
	Width	6 <sup>1</sup> / <sub>4</sub>	158	
	Length	9 <sup>3</sup> / <sub>8</sub>	238	

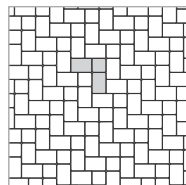
**01 | Linear pattern**  
Checkerboard 45° |  
100% square



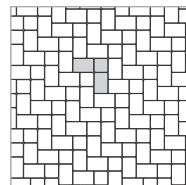
**02 | Linear pattern**  
100% square



**03 | Herringbone pattern**  
100% rectangle



**04 | Modified Herringbone pattern**  
75% rectangle |  
25% square



Patterns are for design inspiration only. The installer is responsible to calculate & purchase the correct amount of material.

