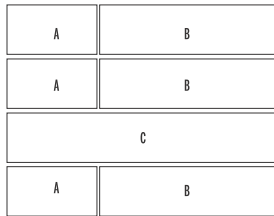





RÖCKA

DESCRIPTION: Edge **TEXTURE:** Natural stone (Fossil stone)

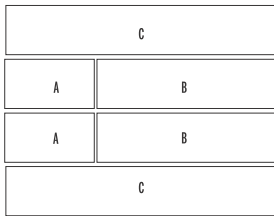
PALLET OVERVIEW - ROW 1



PALLET OVERVIEW - ROW 2



PALLET OVERVIEW - ROW 3



NOTES

* For an authentic look, each color option is composed of a variety of darker & lighter tones. Natural ingredients such as granite are present within the recipe to allow for a range in tones, veining and textures from one stone to another.

NOTES

See 240 for more technical information.

Specifications per pallet	Imperial	Metric
Cubing	19.88 ft²	1.85 m ²
Approx. Weight	1 860 lbs	844 kg
Number of rows	3	
Coverage per row	6.63 ft ²	0.62 m ²
Coverage per unit	A 0.55 ft ²	0.05 m ²
	B 1.10 ft ²	0.10 m ²
	B 1.66 ft ²	0.15 m ²
Linear coverage per pallet	39.75 lin. ft	12.12 lin. m

	Unit dimensions	in	mm	Units/pallet
 	Height	6	152	8 units
	Depth 1	7 ³ / ₄	197	
	Depth 2	8	203	
	Length	13 ¹ / ₄	337	
 	Height	6	152	8 units
	Depth 1	7 ³ / ₄	197	
	Depth 2	8	203	
	Length	26 ¹ / ₂	673	
 	Height	6	152	4 units
	Depth 1	7 ³ / ₄	197	
	Depth 2	8	203	
	Length	39 ³ / ₄	1 010	

