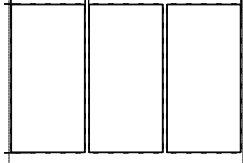




SLEEK

DESCRIPTION: Paver **TEXTURE:** HD² Smooth

PALLET OVERVIEW



NOTES

See page 60 to 62 for more technical information.

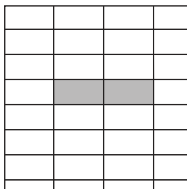
See page 29 for more information about applications.

Specifications per pallet	Imperial	Metric
Cubing	84.59 ft²	7.86 m ²
Approx. Weight	3 543 lbs	1 607 kg
Number of rows	8	
Coverage per row	10.57 ft ²	0.98m ²
	7.98 ft/row	2.43 m/row
	3.98 ft/row	1.21 m/row

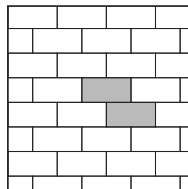


Unit dimensions	in	mm	Units/pallet
Height	3 ⁹ / ₁₆	90	24 units
Width	15 ⁷ / ₈	404	
Length	31 ¹⁵ / ₁₆	811	

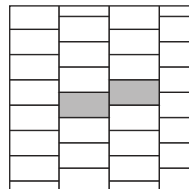
01 | Linear pattern



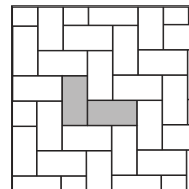
02 | Linear pattern



03 | Linear pattern




04 | Herringbone pattern




Patterns are for design inspiration only. The installer is responsible to calculate & purchase the correct amount of material.

Chestnut Brown




Champlain Grey




Beige Cream



Greyed Nickel



Shale Grey



Onyx Black

