





# TRAVERTINA RAW

**DESCRIPTION:** Cap double-sided **TEXTURE:** Brushed Travertine

## PALLET OVERVIEW 12X30



## PALLET OVERVIEW 14X28

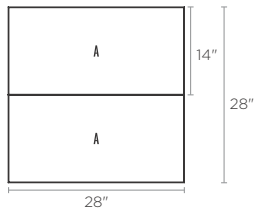


### COMPATIBLE WALLS

See page 207 for product compatibility.

### NOTES

By placing two units side by side, you will obtain a 28" pillar cap.



Specifications per pallet		Imperial	Metric
12X30"	Cubing	<b>32 units</b>	32 units
		80 lin. ft	24.38 m. lin
	Approx. Weight	1 960lbs	889 kg
	Number of rows	8	
Linear coverage per row		10 lin. ft/row	3.05 lin. m/row

Unit dimensions		in	mm	Units/pallet
	Height	2 1/4	57	32 units
	Depth	11 3/4	298	
	Length	30	762	

Specifications per pallet		Imperial	Metric
14X28"	Cubing	<b>24 units</b>	24 units
		56 lin. ft	17.07 m. lin
	Approx. Weight	1 684 lbs	764 kg
	Number of rows	8	
Linear coverage per row		7 lin. ft/row	2.13 lin. m/row

Unit dimensions		in	mm	Units/pallet
	Height	2 1/4	57	24 units
	Depth	14	356	
	Length	28	711	

