



HD²
COLLECTION

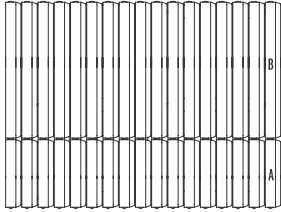
Stonedge
COLLECTION

TRAVERTINA RAW

DESCRIPTION : Slab TEXTURE : HD² Brushed Travertine

SLABS

PALLET OVERVIEW - 20"×20" AND 20"×10"



NOTES

Palletized upright.

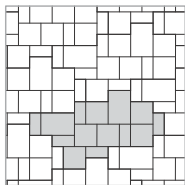
* For an authentic look, each color option is composed of a variety of darker & lighter tones. Natural ingredients such as granite are present within the recipe to allow for a range in tones, veining and textures from one stone to another.

See page 16 to 19 for more technical information.

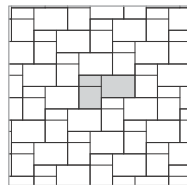
Specifications per pallet		Imperial	Metric	
20"×20" - 20"×10"	Cubing	70.83 ft²	6.58 m ²	
	Approx. Weight	1 812 lbs	822 kg	
	Number of rows	1		
	Coverage per unit	A	1.39 ft ²	0.13 m ²
		B	2.78 ft ²	0.26 m ²
Linear coverage per row		42.5 lin. ft	12.95 lin. m	

	Unit dimensions	in	mm	Units/pallet	
A		Height	2 1/4	57	17 units
		Width	20	508	
		Length	10	254	
B		Height	2 1/4	57	17 units
		Width	20	508	
		Length	20	508	

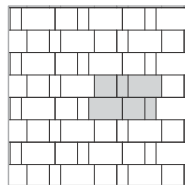
01 | Modular pattern
25% - 20"×30"
75% - 20"×20" & 20"×10"



02 | Modified Herringbone pattern
50% - 20"×30"
50% - 20"×20" & 20"×10"



03 | Linear pattern
50% - 20"×30"
50% - 20"×20" & 20"×10"



Patterns are for design inspiration only. The installer is responsible to calculate & purchase the correct amount of material.

riviera

rock garden brown

ivory

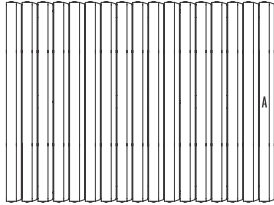




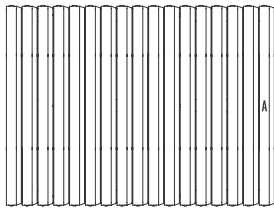
TRAVERTINA RAW

DESCRIPTION : Slab TEXTURE : HD² Brushed Travertine

PALLET OVERVIEW - 20"×30"



PALLET OVERVIEW - 30"×30"



NOTES

Palletized upright.

* For an authentic look, each color option is composed of a variety of darker & lighter tones. Natural ingredients such as granite are present within the recipe to allow for a range in tones, veining and textures from one stone to another.

See page 16 to 19 for more technical information.

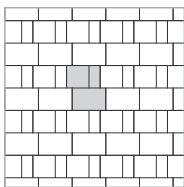
Specifications per pallet		Imperial	Metric
20"×30"	Cubing	70.83 ft ²	6.58 m ²
	Approx. Weight	1 822 lbs	826 kg
	Number of rows	1	
	Coverage per units	4.17 ft ²	0.39 m ²
	Linear coverage per row	28.3 lin. ft	8.64 lin. m
	Length	42.5 lin. ft	12.95 lin. m

Unit dimensions		in	mm	Units/pallet
	Height	2 1/4	57	17 units
	Width	20	508	
	Length	30	762	

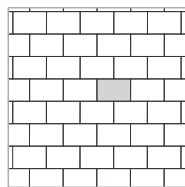
Specifications per pallet		Imperial	Metric
30"×30"	Cubing	106.25 ft ²	9.87 m ²
	Approx. Weight	2 667 lbs	1 210 kg
	Number of rows	1	
	Coverage per units	6.25 ft ²	0.58 m ²
Linear coverage per row	42.5 lin. ft	12.95 lin. m	

Unit dimensions		in	mm	Units/pallet
	Height	2 1/4	57	17 units
	Width	30	762	
	Length	30	762	

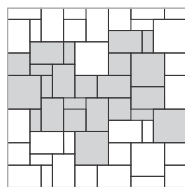
05 | Linear pattern
50% - 20"×30"
50% - 20"×20" & 20"×10"



06 | Linear pattern
100% - 20"×30"



07 | Modular pattern
33% - 30"×30"
38% - 20"×30"
29% - 20"×20" & 20"×10"



Patterns are for design inspiration only. The installer is responsible to calculate & purchase the correct amount of material.

