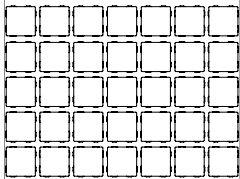




VALET

DESCRIPTION: paver **TEXTURE:** Basalt

PALLET OVERVIEW



NOTES

See page 44 to 47 for more technical information. When used in a permeable pavement application, see page 89 to 95 for more technical information.

*Mojave beige is only available in Midwestern USA. See page 13 for list of Eastern and Midwestern States.

JOINT WIDTH: 9/32" (7 mm)
% OF SURFACE OPENING: 5.9 %
INFILTRATION RATE: 400 IN./HR
 (10 160 MM/HR)

| Specifications per pallet | Imperial | Metric |
|---------------------------|-----------------------------|---------------------|
| Cubing | 92.31 ft² | 8.58 m ² |
| Approx. Weight | 2 381 lbs | 1 080 kg |
| Number of rows | 9 | |
| Coverage per row | 10.26 ft ² | 0.95 m ² |
| Linear coverage per row | 18.95 lin. ft | 5.78 lin. m |

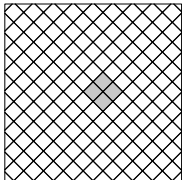


A




| Unit dimensions | in | mm | Units/pallet |
|-----------------|-------------------------------|-----|--------------|
| Height | 2 ³ / ₈ | 60 | 315 units |
| Width | 6 1/2 | 165 | |
| Length | 6 1/2 | 165 | |


01 | Checkerboard pattern 45°



02 | Linear pattern



03 | Linear pattern



Patterns are for design inspiration only. The installer is responsible to calculate & purchase the correct amount of material.

sandlewood



shale grey



mojave beige*



champlain grey



onyx black



chestnut brown

